

VERCO

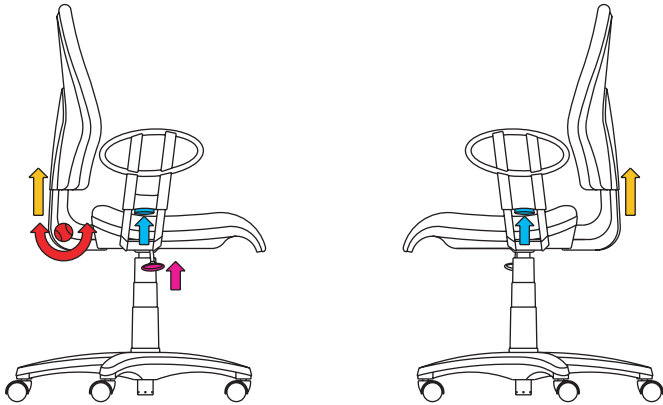
Maya

Operating Instructions



my chair

back rake action



back angle

turn lever anti-clockwise to release action, lean backwards or forwards to achieve desired position, turn lever clockwise to lock.

seat depth

lift lever to release seat, use body weight to slide seat to desired position, release lever to lock.

back height

place hand below the back, gradually lift to desired height. lift to top to allow back to drop to start position.

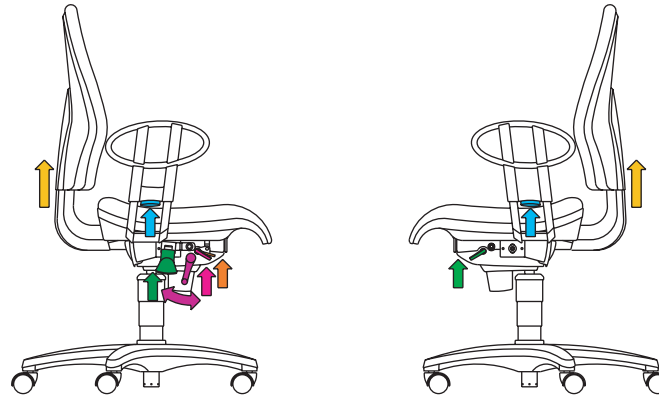
arm height

lift button under arm rest and raise or lower arm rest to the desired height. release button to lock.

seat height

lift lever and use body weight to raise or lower the seat to desired position, release lever to lock.

independent seat and back action



back angle

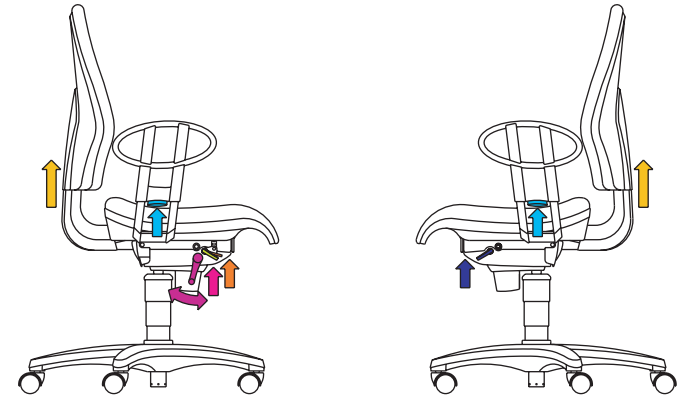
lift lever to release action, lean backwards or forwards to achieve desired position, push lever down to lock. for 'dynamic posture' the chair may be left unlocked in its 'free float' mode.

the action has a safety feature. when the action is first unlocked, lean against back to start the action..

seat tilt

lift lever to activate the seat tilt. use body weight to adjust, release lever to lock the seat in the desired position.

synchronised action



syncro action


lift lever to release action, lean backwards or forwards to achieve desired position, push lever down to lock. for 'dynamic posture' the chair may be left unlocked in its 'free float' mode.

the action has a safety feature. when the action is first unlocked, lean against back to start the action.

tension control

to decrease the tension of action, pull handle out and turn clockwise. turning anti-clockwise increases tension.



 **my chair**

Maya Back Rake Action

Maya Forward Tilt Action

Maya Synchronised Action

care advice

Please regularly check that your chair's components are complete and in good working order and ensure that the chair is structurally sound and functioning properly.

Plastic components should be wiped with a soft cloth soaked in mild detergent and warm water. Rinse thoroughly and dry with a soft cloth.

In order to maintain the fabric over the five year guarantee period, the upholstery must be cleaned and vacuumed on a regular basis.

Please visit www.verco.co.uk for further information.



VERCO
OFFICE FURNITURE LIMITED

www.verco.co.uk