

work
beautifully.

verco.





Design is our world.

Creativity is at the heart of what we do, and drives our passion to create well designed furniture with high quality materials and with over 100 years of design and manufacturing experience, we lead the way in iconic furniture created for the workplaces of the future.

Through our inspirational design and passion for excellence we aim to make a positive impact in every workplace, everywhere. Because we believe that creating beautiful spaces to work, thrive and innovate today, will help grow the businesses of tomorrow.

Contents

Conference - DNA Martin Aston Aerofoil Hi-Line 30

Meeting - DNA Martin Jack Partner Campus Box-it Hi-Line 30 Visual Acute
Luna

Collaboration - DNA Martin Jack Partner Campus

Training - Visual Acute Luna Tilt Top Pedestal Base Four legged

Bistro / Coffee - Times Farringdon Tapas Klara Plus Danny Brix Ribbon Martin

DNA

The quality of a working environment helps dictate the quality of the work that's done within it.

The aesthetic sense we're all born with gives beauty and elegance the power to inspire us to invent, create and achieve. And where ergonomics complement style, then you have an environment that plays a vital role in business performance.

An elegant leg frame supports a variety of worktop shapes and sizes, affording clarity of thought and design in an otherwise complex environment.

It's tough and long-lasting too, and when it does reach the end of its life, more than 97% of its materials can be recycled for an exceptionally gentle environmental footprint.

designed in association with Roger Webb





Power that's easy to access and manage –

DNA's deceptively simple cable management system delivers, discreetly concealed power and data cabling with the option for desktop power, charging and data management.



DNA providing the building blocks for
a healthier working life.

It's the perfect alignment of form and function, no matter
what desk configuration you're looking for.

The infinite versatility of the aluminium leg framed desk puts
a limitless range at your disposal, from the classically simple
to the ultimate in personalisation.

It's all in your hands.



wood veneer



oak



natural walnut



natural cherry



maple


mfc




oak
forest oak
beech
maple
natural walnut
natural cherry

ice white
dove grey
lead
graphite
black


laminate



black



white



powder
blue




pastel
green

nano ultra matt laminate



black



white

top profiles



veneer



laminate



mfc



shapes and sizes

circular

1000 diam x 740mm
1200 diam x 740mm
1500 diam x 740mm

square

1000 x 1000 x 740mm
1200 x 1200 x 740mm
1400 x 1400 x 740mm
1600 x 1600 x 740mm

rectangular

1600 x 800 x 740mm
1800 x 1000 x 740mm
2000 x 1000 x 740mm
2400 x 1200 x 740mm
3600 x 1400 x 740mm
4400 x 1400 x 740mm
5000 x 1500 x 740mm

barrel shaped

2400 x 1200 x 740mm
3600 x 1400 x 740mm
4400 x 1400 x 740mm
5000 x 1500 x 740mm



Martin was born from the current thinking around the modern, connected workplace and was designed to be a responsive, comprehensive family of work tables.

The way we work is drastically changing. Gone are the days of sitting at a desk for 8 hours a day – the modern workplace is embracing an 'agile' approach to work. A culture of a shared workspace has evolved with a thirst for communication and collaboration.

Martin's less formal, more friendly meeting tables encourage the best possible work across a variety of tasks, while the larger tables lend themselves naturally to boardroom environments.

design by studio verco

martin



Martin_ a workplace evolution

People expect flexibility around when, where and how they work.

From the colour of the walls to the design of the furniture, we believe that beautiful spaces to work, thrive and innovate in today, will help grow the businesses of tomorrow.





Whether you want to have a quick chat with a colleague, a working session with the whole team or just need somewhere to work on a project of your own, it's vital that your space can adapt to your needs.

shapes and sizes

circular

- 1000 diam x 740mm
- 1200 diam x 740mm
- 1500 diam x 740mm
- 1800 diam x 740mm

rectangular

- 1600 x 800 x 740mm
- 1800 x 800 x 740mm
- 2000 x 1000 x 740mm
- 2400 x 1200 x 740mm
- 3600 x 1400 x 740mm
- 4400 x 1400 x 740mm
- 5000 x 1500 x 740mm

barrel shaped

- 2400 x 1200 x 740mm
- 3600 x 1400 x 740mm
- 4400 x 1400 x 740mm
- 5000 x 1500 x 740mm




laminate



black



white



oak




natural walnut

top profile



nano ultra matt laminate



black



white

With its beautiful profile, its high quality materials, Martin can also provide poseur height tables as a place for more spontaneous and informal meetings.



making the workplace a better place to be...

An extensive collection of wood framed meeting tables, designed to be much more 'human,' more like a kitchen table on a Sunday lunchtime, where you gather and collaborate naturally.

With a classical silhouette, a straightforward stance and minimalist lines, Jack can complement the most sophisticated and well-thought-out spaces

Designed by Studio Verco



With its light, simple and clean aesthetic style Jack can provide an informal and formal meeting place for workshops and get togethers as well as a place for more spontaneous meetings.



With its beautiful profile and its high-quality materials, Jack can also provide poseur height tables, as a place for more spontaneous and informal meetings.



jack

wood veneer



oak



natural walnut




natural cherry



maple

laminate



black



white

mfc



oak
forest oak
beech
maple
natural walnut
natural cherry

ice white
dove grey
lead
graphite
black

shapes and sizes

circular

- 800 diam x 740mm
- 1000 diam x 740mm
- 1200 diam x 740mm
- 1500 diam x 740mm

rectangular

- 1200 x 800 x 740mm
- 1400 x 800 x 740mm
- 1600 x 800 x 740mm
- 1800 x 800 x 740mm
- 2000 x 800 x 740mm
- 2000 x 1000 x 740mm
- 2400 x 1000 x 740mm
- 3000 x 1000 x 740mm
- 2400 x 1200 x 740mm
- 3600 x 1400 x 740mm
- 4400 x 1400 x 740mm

boat shaped

- 2000 x 1200 x 740mm
- 3000 x 1200 x 740mm
- 3600 x 1200 x 740mm
- 2400 x 1200 x 740mm
- 3600 x 1400 x 740mm
- 4400 x 1400 x 740mm



mfc



oak
forest oak
beech
maple
natural walnut
natural cherry

ice white
dove grey
lead
graphite
black


laminate



black



white




powder
blue



pastel
green

wood veneer



oak



natural walnut



natural cherry



maple



Partner

Partner tables provide an interesting and useful variety of meeting solutions in a single piece of furniture. They are available both with solid wooden legs, (Martin) and with robust tubular steel legs (Campus). All tables feature a circular high table with a diameter equal to the depth of the oval table to which it is joined.

The circular high table is 1050mm height while the lower oval table is a standard 740mm height.

The 'Martin Partner' tables feature solid wood lipping on both tables, with a square edge profile and is available in laminate top, Nano laminate or veneer finish only. While all standard MFC finishes are available, with a square edge profile on the 'Campus Partner' range with the option of robust laminated tops or veneered tops are available with a reverse chamfered and polished edge profile.



mfc



oak
forest oak
beech
maple
natural walnut
natural cherry

ice white
dove grey
lead
graphite
black

Campus meeting tables are another development from our large portfolio of meeting and conference table collection. Available at a height of 740mm and 1050mm with top finishes in MFC, laminate with a reverse chamfer edge profile and radius corners or in solid wood veneer with a square edge profile, the campus collection can provide a cost-effective alternative meeting solution.

Campus


laminate



black



white



powder
blue



pastel
green


wood veneer



oak



natural walnut



natural cherry



maple



One of the most versatile, robust, and stylish collections of meeting tables, offering two heights and many standard sizes. Wire management and power modules can easily be managed, providing the ideal solution for your meeting, eating, or working requirements.



Campus table shapes and sizes

Circular

- 800 diam x 740mm
- 1000 diam x 740mm
- 1200 diam x 740mm
- 1500 diam x 740mm

rectangular four legged

- 1600 x 800 x 740mm
- 1800 x 800 x 740mm
- 2000 x 800 x 740mm
- 2000 x 1000 x 740mm
- 2400 x 1200 x 740mm

rectangular six legged

- 2600 x 1200 x 740mm
- 3200 x 1200 x 740mm
- 3600 x 1400 x 740mm
- 4400 x 1400 x 740mm
- 5000 x 1500 x 740mm

Campus HIGH table shapes and sizes

rectangular

- 1600 x 800 x 1050mm
- 1800 x 800 x 1050mm
- 2000 x 800 x 1050mm
- 2000 x 1000 x 1050mm
- 2400 x 1000 x 1050mm
- 3200 x 1000 x 1050mm
- 3600 x 1000 x 1050mm
- 4400 x 1000 x 1050mm



shapes and sizes

circular

1200diam x 720mm

rectangular

800 x 800 x 720mm
1400 x 800 x 720mm
1600 x 800 x 720mm
2000 x 1000 x 720mm
2400 x 1200 x 720mm

mfc



oak
forest oak
beech
maple
natural walnut
natural cherry

ice white
dove grey
lead
graphite
black

CAD



Four legged tables





The modern, lightweight Luna table range is available with a choice of top shapes and sizes, in real wood veneer or laminate with a reverse chamfered edge detail, or in a choice of hard wearing MFC finishes.

Luna

shapes and sizes

circular

- 800diam x 720mm
- 1000diam x 720mm
- 1200diam x 720mm
- 1400diam x 720mm

square

- 800 x 800 x 720mm

rectangular

- 1400 x 800 x 720mm
- 1600 x 800 x 720mm
- 1800 x 800 x 720mm

link

- 1000 x 970 x 970mm

double barrel

- 1100 x 1100 x 720mm




- oak
- forest oak
- beech
- maple
- natural walnut
- natural cherry

- ice white
- dove grey
- lead
- graphite
- black

mfc




laminate



powder blue



pastel green



black



white


wood veneer



natural cherry



maple



oak



natural walnut

mfc



oak
forest oak
beech
maple
natural walnut
natural cherry

ice white
dove grey
lead
graphite
black

Visual Acute creates a fresh, clean aesthetic and is based around an elegantly slim angled leg frame which offers a new model of simplicity and balance in contemporary design and provides the ideal partner for meeting the ever-changing needs of the multi-functional workspace.

Visual acute



shapes and sizes

circular

1000diam x 720mm
1200diam x 720mm
1500diam x 720mm
1800diam x 720mm

rectangular

1400 x 800 x 720mm
1600 x 800 x 720mm
2000 x 1000 x 720mm
2400 x 1200 x 720mm

oval shaped

2000 x 1000 x 720mm
2400 x 1200 x 720mm

elliptical shaped

2000 x 1000 x 720mm
2400 x 1200 x 720mm




Tilt top tables





oak
forest oak
beech
maple
natural walnut
natural cherry

ice white
dove grey
lead
graphite
black



shapes and sizes

circular	rectangular
1200diam x 720mm	1200 x 800 x 720mm 1400 x 800 x 720mm 1600 x 800 x 720mm 1800 x 800 x 720mm
	1200 x 1000 x 720mm 1400 x 1000 x 720mm 1600 x 1000 x 720mm 1800 x 1000 x 720mm 2000 x 1000 x 720mm
Trapezoidal	'D' ended
1600 x 635 x 720mm	1600 x 800 x 720mm



shapes and sizes

circular

800diam x 720mm
900diam x 720mm
1000diam x 720mm
1200diam x 720mm

height adj circular

900diam x 720 1130mm
1000diam x 720 - 1130mm

rectangular

2000 x 1000 x 720mm
2400 x 1200 x 720mm

oval

2000 x 1000 x 720mm
2400 x 1200 x 720mm

elliptical

2000 x 1000 x 720mm
2400 x 1200 x 720mm

Pedestal base tables

Everyday tables for every occasion, whatever your needs. Visual pedestal tables are supplied with a 25mm thick top in the hard wearing MFC finishes, while the variety of shapes and sizes will fit most meeting requirements. The sturdy pedestal base, available in a silver finish, enables flexible arrangement of chairs around the tables, without leg frames interfering.




oak
forest oak
beech
maple
natural walnut
natural cherry

ice white
dove grey
lead
graphite
black




mfc

laminate



black



white



powder
blue



pastel
green

wood veneer



oak



natural walnut



natural cherry



maple

mfc



oak
forest oak
beech
maple
natural walnut
natural cherry

ice white
dove grey
lead
graphite
black

shapes and sizes

circular

800diam x 720mm
1000diam x 720mm

square

800 x 800 x 720mm

rectangular

1600 x 800 x 720mm
1800 x 800 x 720mm



Times can provide a simple dining, meeting or occasional work table, faithfully to its essential functionality. The elegant, polished aluminium four-star base with a painted 'eco-chrome' finish column support a variety of top shapes and sizes to meet most requirements. Available with MFC, laminate or with real wood veneer top finishes.



Highly functional, with simple clean lines and with the inside faces always in Ice white laminate, leaving you with the choice of the top laminate finish, these tables are available at both standard and poseur heights to provide the ideal, multifunctional table collection for educational, restaurant or meeting areas.

Dylan

Standard specification

Ice white laminate all faces.
Ply-effect/silver/white ABS
lipping

laminate



white

shapes and sizes


rectangular

- 1400 x 750 x 740mm
- 1600 x 750 x 740mm
- 1800 x 750 x 740mm
- 2000 x 750 x 740mm
- 2200 x 750 x 740mm
- 2400 x 750 x 740mm

- 1400 x 750 x 1050mm
- 1600 x 750 x 1050mm
- 1800 x 750 x 1050mm
- 2000 x 750 x 1050mm
- 2200 x 750 x 1050mm
- 2400 x 750 x 1050mm



laminate



white

mfc



- oak

forest oak

beech

maple

natural walnut

natural cherry
- ice white

dove grey

lead

graphite

black

Box-it

Highly functional, with fantastic lines and crisp mitred-ply corners on the laminate versions, these tables are available at standard and poseur heights to provide the ideal, multifunctional table collection.



Box-it table shapes and sizes

rectangular

- 1600 x 800 x 740mm
- 1800 x 800 x 740mm
- 2000 x 800 x 740mm
- 2000 x 1000 x 740mm


- 1600 x 800 x 1050mm
- 1800 x 800 x 1050mm
- 2000 x 800 x 1050mm
- 2000 x 1000 x 1050mm





Aston

wood veneer



oak




natural walnut

laminate



black



bright white

Verco have allied the traditional skills gained during more than a century of furniture design and manufacture to create Aston – a powerful furniture statement, with all the elegance of a classic car and the gravitas and attention to detail you would expect from one of the UK’s leading manufacturers.

Aston can be specified with a single wood veneer finish, either oak or natural walnut and including a solid wood edge profile of the same finish, or in ice white or black, through-colour laminate with a solid wood edge profile.



shapes and sizes

circular

1200diam x 740mm
1500diam x 740mm

rectangular

2400 x 1200 x 740mm


barrel shaped

2400 x 1200 x 740mm
3000 x 1200 x 740mm
4000 x 1200 x 740mm



Hi-Line 30

wood veneer



oak



natural walnut



natural cherry



maple



A finely designed and beautifully constructed range of conference tables, providing a simple elegance in the modern meeting environment. The beauty of real wood is enhanced by simple, sharp, clean lines and a low sheen finish to reveal the real beauty and unique character of the wood.

Hi-Line 30 offers a simple and discreet cabling solution, providing a high-quality finish and versatile functionality, as well as excellent value.

Acrofoil

wood veneer



oak



natural walnut



natural cherry



maple

shapes and sizes

rectangular

2000 x 1000 x 720mm
2500 x 1000 x 720mm

barrel shaped

2500 x 1220 x 720mm
3000 x 1220 x 720mm
4000 x 1220 x 720mm



The modern, streamlined Aerofoil table base, with integral cable management and levelling feet, makes an interesting alternative for larger boardroom tables. The discreet cable management facilitates the use of power modules or cable ports, supporting the use of multimedia technology in the conference room.

Table tops are 30mm thick with solid wood lipping all round and with a Bullet profile, while the architectural style column leg frames provide perfect grounding for this elegant table solution.



Farrington

An intentionally simple design that blends into its surroundings, but engineered to be stable, robust and with a strong aesthetic style. Available with MFC, laminate or veneered tops the base is available in Stainless steel or in a painted black finish, providing a modern vibe to this classic table family



oak

forest oak

beech

maple

natural walnut

natural cherry

ice white

dove grey

lead

graphite

black

mfc

black

white

powder blue

pastel green

wood veneer

oak

natural walnut

natural cherry

maple

shapes and sizes

circular	square	barrel	rectangular	elliptical	poseur height circular
800diam x 455mm 800diam x 575mm 800diam x 745mm 1000diam x 745mm 1200diam x 745mm	600 x 600 x 455mm 600 x 600 x 575mm 600 x 600 x 745mm	640 x 640 x 455mm 640 x 640 x 575mm	1200 x 600 x 455mm 1200 x 600 x 575mm 1600 x 800 x 745mm	1600 x 700 x 455mm 1600 x 700 x 575mm	600diam x 1125mm 800diam x 1125mm

CAD






shapes and sizes

circular


590diam x 730mm
790diam x 730mm
590diam x 1095mm

The Tapas concept has been developed specifically for café areas, restaurants, and leisure settings. It represents the ideal marriage of design and versatility, adapting perfectly to any context. A line dedicated to both indoor and outdoor environments.



black

CAD



Tapas tables

Coffee tables



shapes and sizes

circular

500diam x 415mm
500diam x 615mm
800diam x 415mm

CAD



square

600 x 600 x 415mm

barrel

640 x 640 x 415mm

rectangular

1200 x 600 x 415mm

elliptical

1600 x 700 x 415mm

plectrum

700 x 450 x 415mm
1100 x 700 x 415mm
700 x 450 x 615mm

Klara



An intentionally uncomplicated design that blends into its surroundings, but engineered to be stable, robust and with a strong aesthetic style. The associated suited table collection allows a fabulous opportunity to engage the senses with the use of colour, texture and materials



mfc




oak
forest oak
beech
maple
natural walnut
natural cherry

ice white
dove grey
lead
graphite
black

laminate



black



white


wood veneer



oak



natural walnut



natural cherry



maple



Plus coffee tables represent simplicity and adaptability in a modern world.

The slim, solid wire chrome frame is complimented by a variety of top shapes and sizes to suit most soft seating, reception, or informal meeting environments, which are all available in our standard veneer, laminate or MFC finishes. The elegant frame makes Plus a great addition to our extensive range of multi-purpose and soft seating ranges featuring a complimenting solid wire chrome frame.

Plus coffee tables work superbly with all our soft seating collection either as side tables, or as a more deliberate larger feature piece of furniture.

Plus



shapes and sizes

square
600 x 600 x 350mm

rectangular
1200 x 600 x 350mm

circular
800diam x 350mm

barrel
640 x 640 x 350mm

elliptical
1600 x 700 x 350mm



oak



natural walnut



natural cherry



maple



black



white



- mfc
- oak
 - forest oak
 - beech
 - maple
 - natural walnut
 - natural cherry
 - ice white
 - dove grey
 - lead
 - graphite
 - black



Continuing the style and feel of the popular Danny seating range, the Danny coffee tables share the same four leg chrome frame and are available either as circular or double barrelled in veneer, laminate or MFC finish.

These tables however, although designed to compliment the Danny seating range, sit at ease with many other soft seating ranges and provide a sophisticated solution at a keen price point.



Danny

shapes and sizes

circular

800diam x 400mm

barrel

640 x 640 x 400mm

steel leg frames

Four leg, chrome finish

Four leg, Black finish

wooden leg frame

Four leg solid Oak

Four leg, solid oak stained to black

mfc

oak
forest oak
beech
maple
natural walnut
natural cherry

ice white
dove grey
lead
graphite
black



laminate




black



white

wood veneer



oak



natural walnut

CAD



mfc



- oak
- forest oak
- beech
- maple
- natural walnut
- natural cherry
- ice white
- dove grey
- lead
- graphite
- black

wood veneer



natural cherry



maple



oak



natural walnut



shapes and sizes

square

- 700 x 700 x 270mm
- 700 x 700 x 445mm

rectangular

- 1400 x 700 x 270mm
- 1400 x 700 x 445mm



Brix

Brix coffee tables are designed to compliment and enhance the versatile Brix soft seating range and are available with the same elegant steel tube frame as the seating modules and in two table heights.

Available in the standard selection of durable MFC finishes the Brix coffee table collection is just as at home with all soft seating, reception, or informal meeting environments.



contents

wood veneer




oak




natural walnut

frame colour



black



white

shapes and sizes

rectangular

1200 x 600 x 450mm



Ribbon

Rectangular metal framed coffee table with a veneer top finish and angled edge detail, with a gloss white, or black frame finish



wood veneer



oak



natural walnut

shapes and sizes

square

600 x 600 x 445mm

rectangular

1000 x 600 x 445mm

Circular

700diam x 445mm



Martin tables are available with 30mm thick veneer tops with a solid wood edge profile. The leg frames are available in either solid oak, or in solid natural walnut timber.





Dice 1



Dice 35



Dice 2



Dice 2



Dice RT 1



Dice RT 2



Dice RT 3

