


A beautiful new range of slimline and sleek meeting and conference tables, with an elegant leg frame, providing interest and sophistication to this versatile table collection. Offered with the option of five different top finishes; MFC with square profile, HP laminate and veneer with a chamfered edge profile and HP Laminate with a soft 'wing' solid wooden edge profile in oak or walnut, together with a choice of either black or 'champagne' frame finishes, with two heights of frame, this refined meeting and conference collection is perfect for any meeting, conference or board room.



standard MFC finishes



25mm particleboard core with an MFC finish with ABS square edge lipping




top detail

standard laminate finishes



25mm MDF core with high pressure laminate finish, with solid wood lipping and a rounded 'wing' chamfer edge profile




top detail

standard veneer finishes



25mm MDF core with real wood veneer, or nano laminate finish, solid wood lipping and a rounded 'wing' chamfer edge profile



top detail

nano laminate finishes



N.B. veneer, laminate and nano finishes are available with the alternative DNA style chamfer edge profile with 25mm MDF core



top detail



FIN 3614 R - DNA

Modular and linear, with a deceptively simple design, fin brings a sophistication to the meeting room. With an elliptical steel tubular leg frame, the fin frame changes its profile depending on your viewpoint, always maintaining its clean and simple lines.

With the option of five different top finishes, from practical MFC to a luxurious real wood veneer with solid wooden lippings and a 'wing' profile, fin displays an aesthetic self-confidence within the workspace of today and tomorrow.



tables

The fin table range has been designed around a slim, but robust elliptical steel leg frame, in two colour finishes, combined with the ability to achieve tables of small, medium and larger dimensions, simply and easily using a modular frame system.

This system provides you with the opportunity to specify a wide range of lengths and depths of tables, all with the unique fin style, the Verco high quality craftsmanship and the choice of five different finishes for the tops.

FIN 2010 R

circular tables	description	dimensions	code	MFC	DNA lam	DNA ven/nano	Fin lam	Fin ven/nano
-----------------	-------------	------------	------	-----	---------	--------------	---------	--------------



one piece	1200 diam x 740	FIN 12 C
one piece	1500 diam x 740	FIN 15 C
two piece	1800 diam x 740	FIN 18 C

rectangular tables	description	dimensions	code	MFC	DNA lam	DNA ven/nano	Fin lam	Fin ven/nano
--------------------	-------------	------------	------	-----	---------	--------------	---------	--------------



	1600 x 800 x 740	FIN 1608 R
one piece - long grain	1800 x 800 x 740	FIN 1808 R
	2000 x 1000 x 740	FIN 2010 R
	2400 x 1200 x 740	FIN 2412 R



	2800 x 1200 x 740	FIN 2812 R
two piece - long grain	3600 x 1400 x 740	FIN 3614 R
	4400 x 1400 x 740	FIN 4414 R



three piece - cross grain	3600 x 1800 x 740	FIN 3618 R
four piece - cross grain	4800 x 1800 x 740	FIN 4818 R

boat-shaped tables	description	dimensions	code	MFC	DNA lam	DNA ven/nano	Fin lam	Fin ven/nano
--------------------	-------------	------------	------	-----	---------	--------------	---------	--------------




one piece - long grain	2460 x 1200/1000 x 740	FIN 2412 B
two piece - long grain	3660 x 1400/1200 x 740	FIN 3614 B
two piece - long grain	4460 x 1400/1200 x 740	FIN 4414 B




fin - MFC top square profile



fin - DNA edge detail top chamfer profile



fin - laminate top soft 'wing' profile





fin - veneer/nano top soft 'wing' profile



FIN 3614 R



Please see page 413 for power modules

high rectangular tables	description	dimensions	code	MFC	DNA lam	DNA ven/nano	Fin lam	Fin ven/nano
		1800 x 800 x 1050	FINH 1808 R					
	one piece - long grain 4 x legs	2000 x 1000 x 1050	FINH 2010 R					
		2400 x 1000 x 1050	FINH 2410 R					
		2400 x 1200 x 1050	FINH 2412 R					
		3000 x 1200 x 1050	FINH 3012 R					
	two piece - long grain 6 x legs	3400 x 1200 x 1050	FINH 3412 R					
		3800 x 1400 x 1050	FINH 3814 R					
		4600 x 1400 x 1050	FINH 4614 R					



each leg frame includes height levers discreetly placed within the foot of the leg frame design


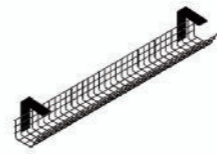





FINH 1808 R



FINH 2410 R

please specify top finish - MFC (M), laminate (L), veneer (V) or nano laminate (N), top colour (see page 421 for options). Standard leg finish - black or champagne

	description	dimensions	code	silver/white
	single plastic 80mm diameter cable port for 25mm thick tops. Silver, black or white finish. Please specify position required.		SLCP	
	Horizontal wire cable basket. black finish only	1000 x 150 x 110	HCB 10	
		800 x 150 x 110	HCB 08	
		600 x 150 x 110	HCB 06	
	Plastic cable tray 815 x 207 x 94mm, complete with cable clamp and hinged under desk top fixing pack. Silver and black finish N.B Two or more of these units may be joined to provide longer lengths of continuous cable channel)		VPCT	
		plastic modular cable spine, silver and black finish (N.B. fits to VPCT plastic cable tray only)	VPCS	
	vertical, flexible cable spine, black or white finish poseur height vertical, flexible cable spine, black or white finish		VCS	
			OAVCS	
	self-adhesive horizontal 3-way wipe in channel 1050mm length, black finish only (N.B. may be cut to size on site)		VHWC 10	